

Roses: Solving Common Problems

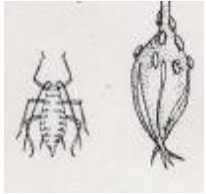
3-005

1. Roses need at least 5-6 hours of sun daily to flourish. They will tolerate less sun and be somewhat less productive.
2. Best to have some morning sun to dry off foliage. This prevents disease.
3. Reduce stress : plant away from roots of trees and large shrubs.
4. Avoid wetting the foliage especially in late evening. This prevents disease.

5. Roses need at least 2" of water per week when in correct soil; more is needed in sand and hot weather (above 75 degrees F.).
6. Best soil mix contains some clay, organics, bone meal and rose fertilizer.
7. Spray or dust regularly to prevent insect/disease damage.
8. Fertilize roses every 6 weeks for continuous blooming.

INSECTS

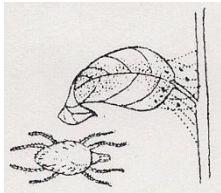
APHIDS



Green/tan aphids are found on new growth, sucking out plant sap. Hose off with water and use a systematic spray/granule.

Product: Bayer or Bonide Rose Drench
Organic product: Espoma Insect Soap

SPIDER MITES



Very tiny insects that live among webbings on undersides of leaves. Found often after several weeks of hot, dry weather. Turns foliage sickly grayish-green. Hose off and use a spray or dust.

Product: Bayer 3-in-1 (Insect Disease and Mite)

ROSE SLUGS

The sawfly larva scrapes off surface of leaf; leaf browns. Act quickly with a rose spray or dust.

LEAF CUTTER BEES




They cut circular holes in foliage for nest building. No known Cure.

ROSE MIDGE

Yellowish fly that lays eggs on flower stems. Larvae kill bud tips, which wilt over. Spray/dust regularly.

CANE BORERS



Larvae tunnel down stems. Shrub dies. Place on end of cane and spray/dust with rose insecticide.

DISEASES


POWDERY MILDEW



Whitish on new stems and foliage. Leaves curl, distorted. Poor air circulation. Spray with a fungicide.

Product: Bonide Rose Drench
Bayer Rose Drench
Bayer Disease Control
Organic: Espoma Disease Control

BLACK SPOT



Blackish spots appear on foliage with leaves yellowing and dying. Weakens rose and less winter stamina. Avoid wet foliage. Need morning sun. Spray/dust with fungicide and pick off and destroy infected leaves.

Product: Bonide Rose Drench
Bayer Rose Drench
Bayer Disease Control
Organic: Espoma Disease Control

VIRUS



Foliage with yellow patches. Blotchy. No control. Prune or dig out before infestation moves to other plants.

GALLS



Large growths on plants caused by bacteria, etc. Prune off if possible and burn. Usually not harmful.